

Slough Borough Council Covid-19 recovery survey

356

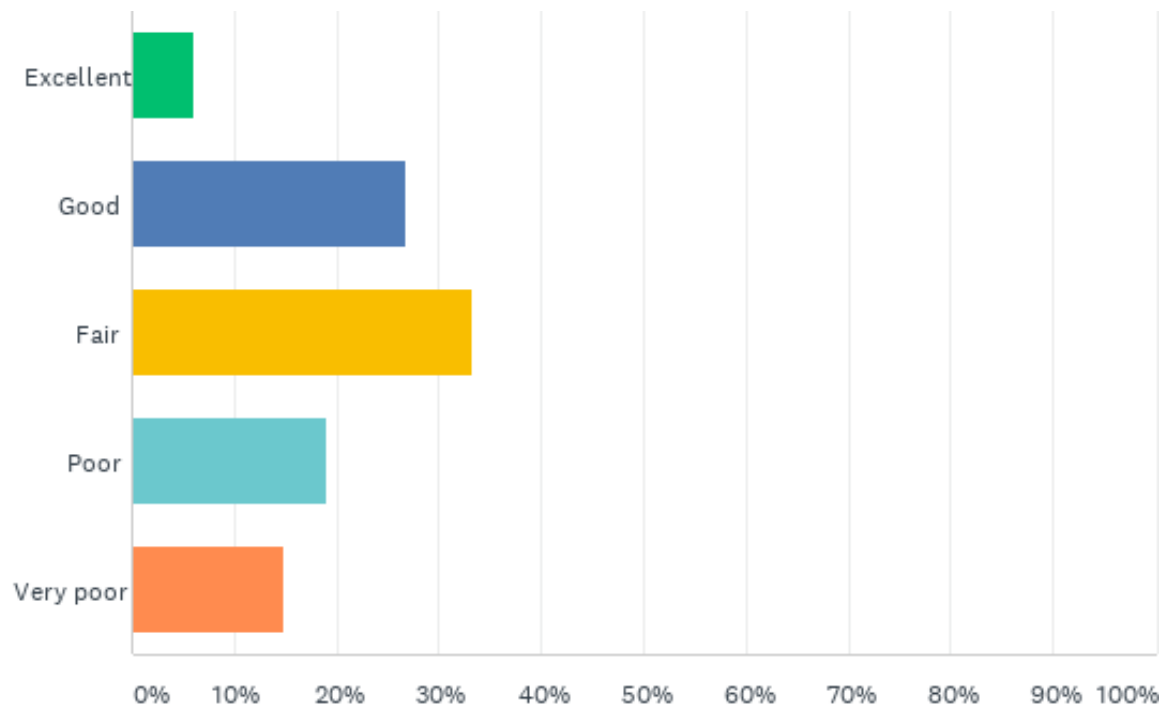
Total Responses

Date Created: Friday, July 17, 2020

Complete Responses: 289

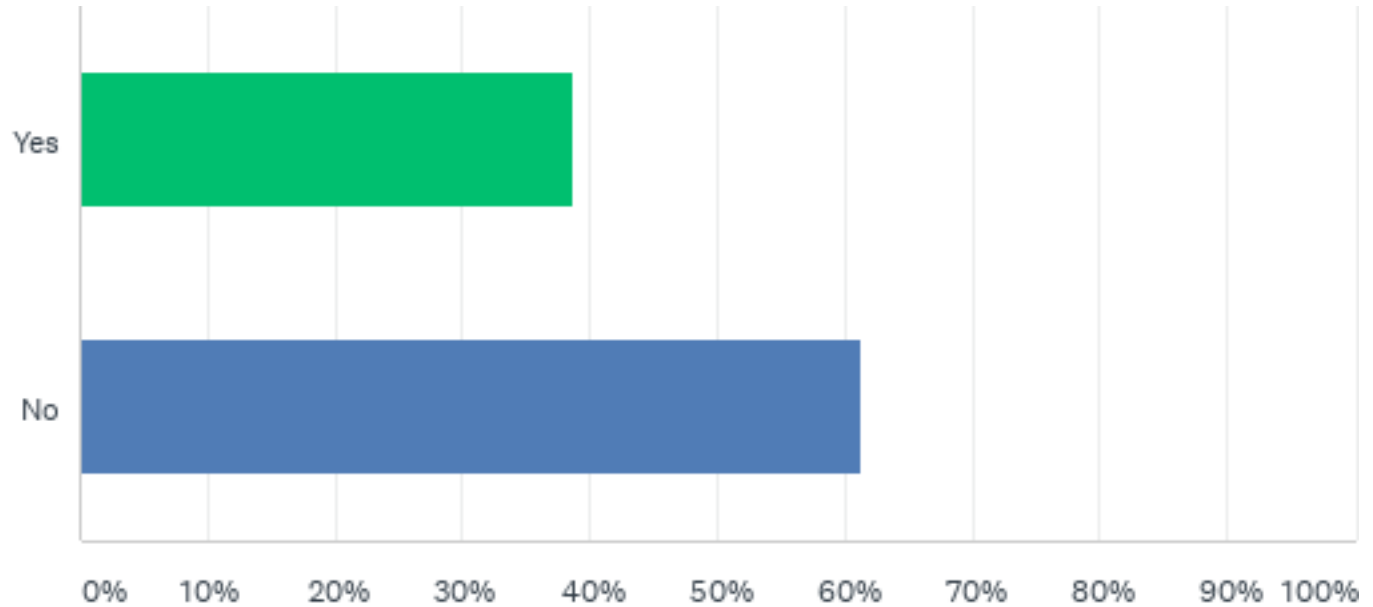
Q1: Overall, how would you rate the council's performance in managing the local response to Covid-19?

Answered: 348 Skipped: 8



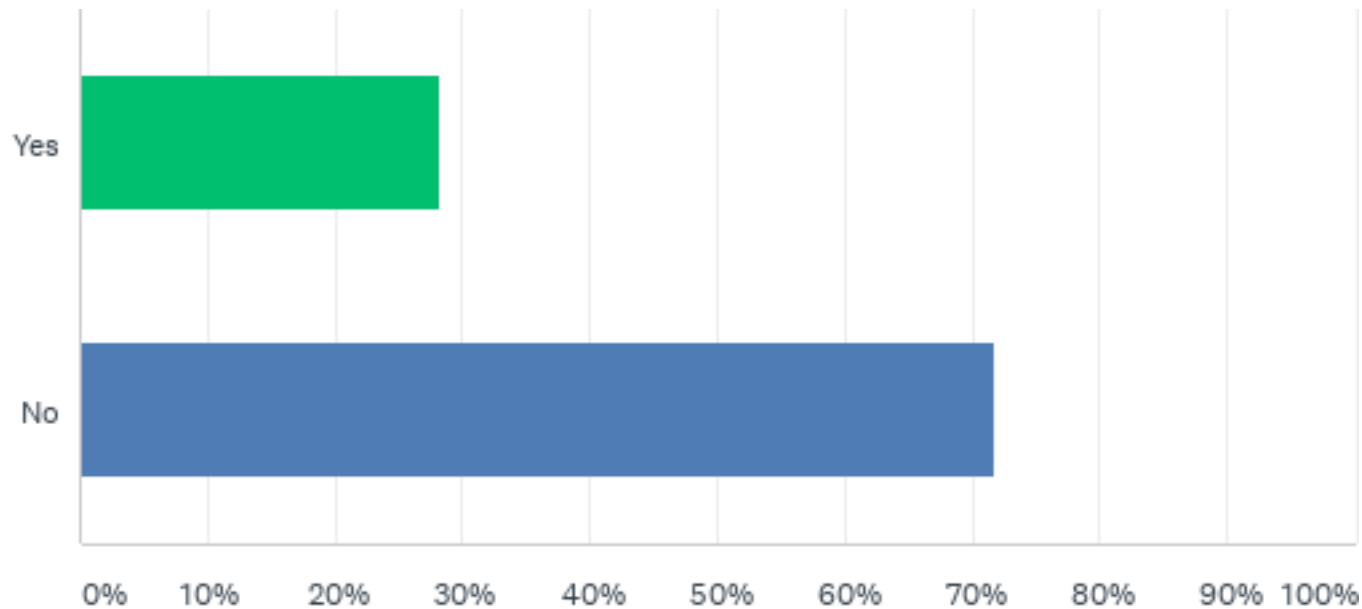
Q2: Were you aware of the One Slough volunteer hub offering support with food, prescriptions and welfare?

Answered: 354 Skipped: 2



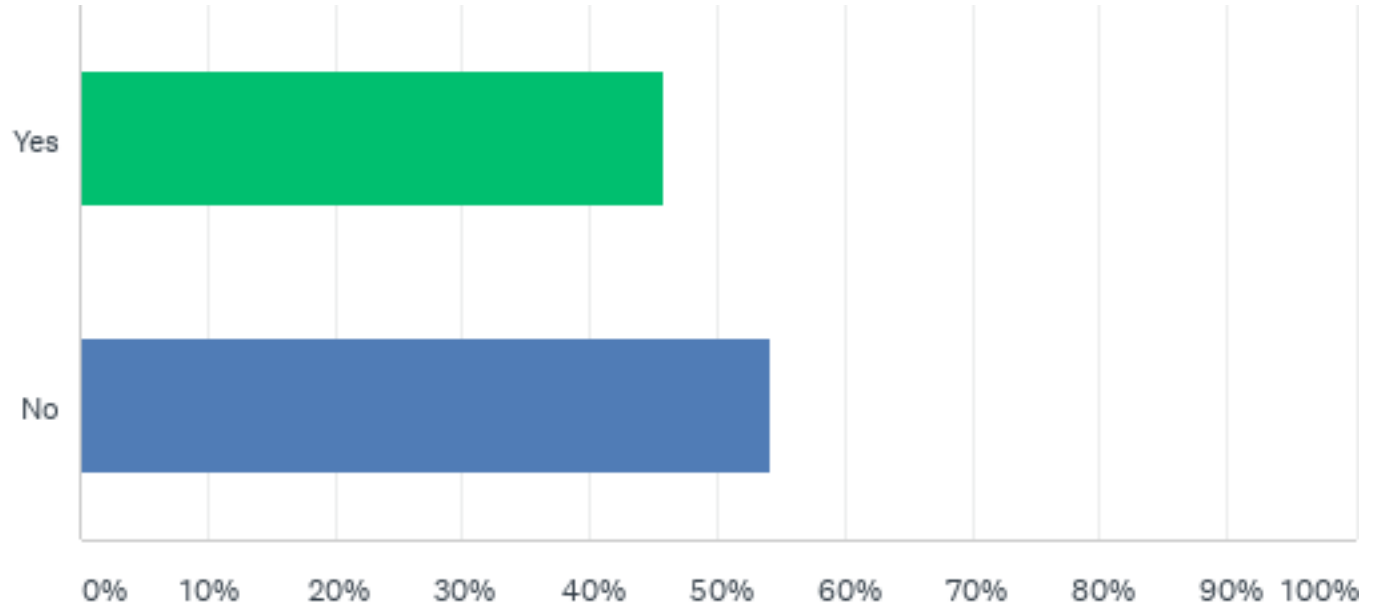
Q3: Were you aware of the extra financial assistance being offered by the council?

Answered: 354 Skipped: 2



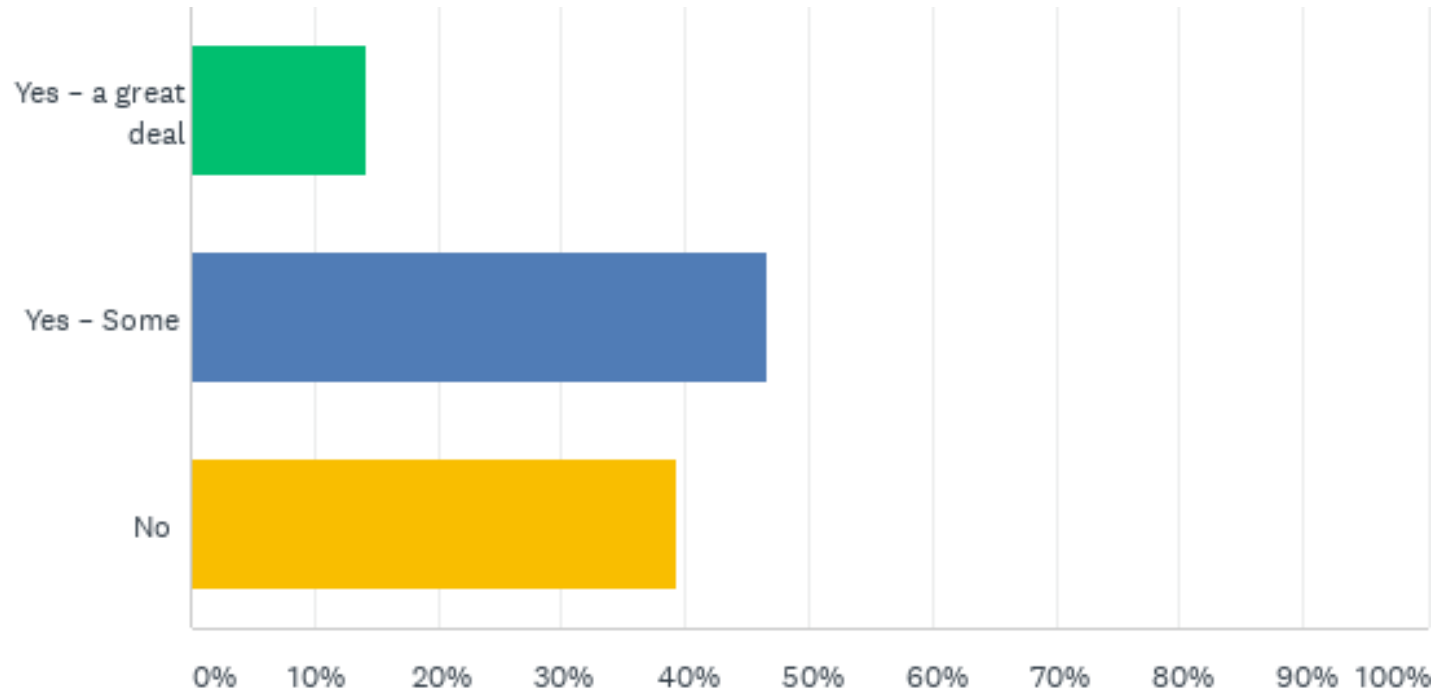
Q4: Were you aware of the council services affected by Covid-19 and how they were affected?

Answered: 353 Skipped: 3



Q5: Did you see any council or Slough Public Health messaging about how to prevent Covid-19 or keeping healthy?

Answered: 354 Skipped: 2



Q6: Which ward of Slough do you live in (your ward can be found on the letter you received telling you about this survey)

Answered: 323 Skipped: 33

ANSWER CHOICES	RESPONSES	
Baylis and Stoke	2.17%	7
Britwell and Northborough	7.74%	25
Central	5.88%	19
Chalvey	3.41%	11
Cippenham Green	9.91%	32
Cippenham Meadows	6.19%	20
Colnbrook with Poyle	6.50%	21
Elliman	1.55%	5
Farnham	3.72%	12
Foxborough	5.57%	18
Haymill and Lynch Hill	6.81%	22
Langley Kederminster	11.76%	38
Langley St. Mary's	13.93%	45
Upton	8.98%	29
Wexham Lea	5.88%	19
TOTAL		323

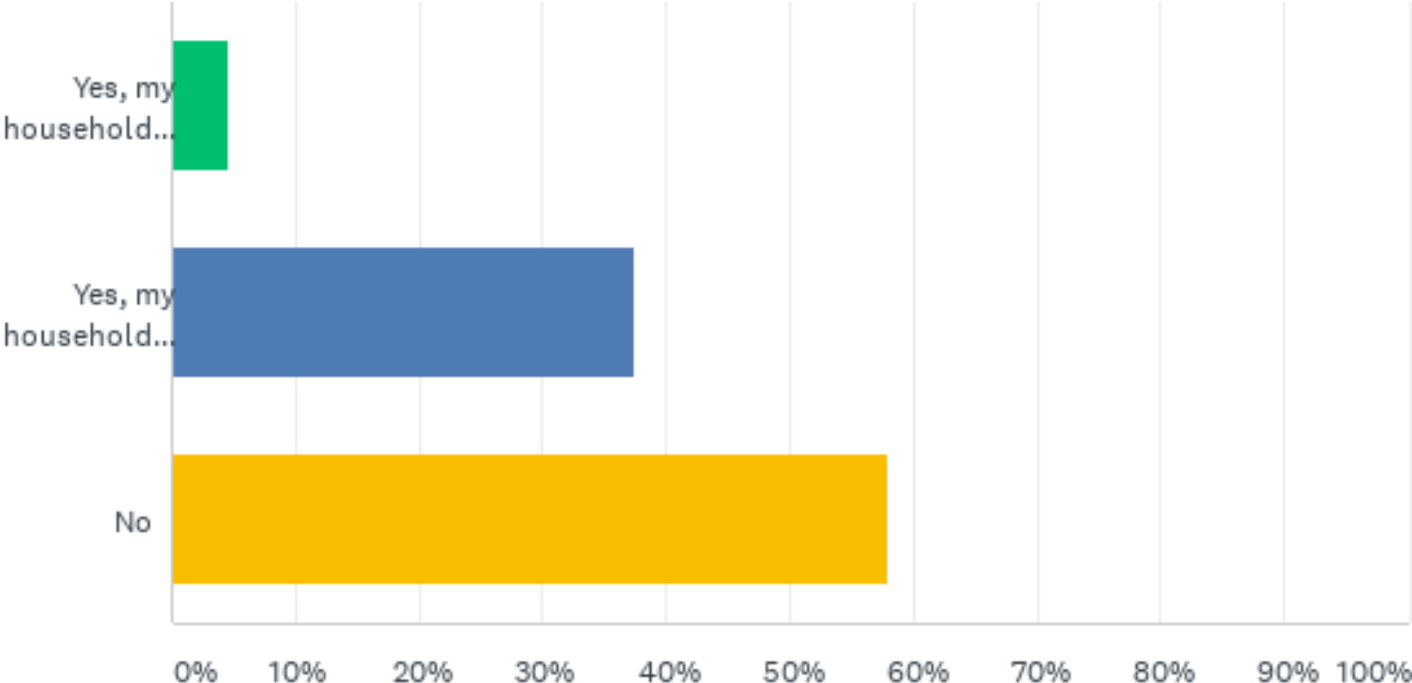
Q7: What impact did Covid-19 have on your employment status?

Answered: 323 Skipped: 33

ANSWER CHOICES	RESPONSES	
I remain employed on the same terms / hours as before Covid-19	45.82%	148
I remain employed but on different terms / hours than before Covid-19	6.19%	20
I have been furloughed	10.53%	34
I have become unemployed	5.88%	19
I am self employed / run a business and continued with my job	4.02%	13
I am self employed / run a business and had to stop working	3.41%	11
I remain unemployed as I was prior to Covid-19	5.26%	17
I remain retired as I was prior to Covid-19	18.89%	61
TOTAL		323

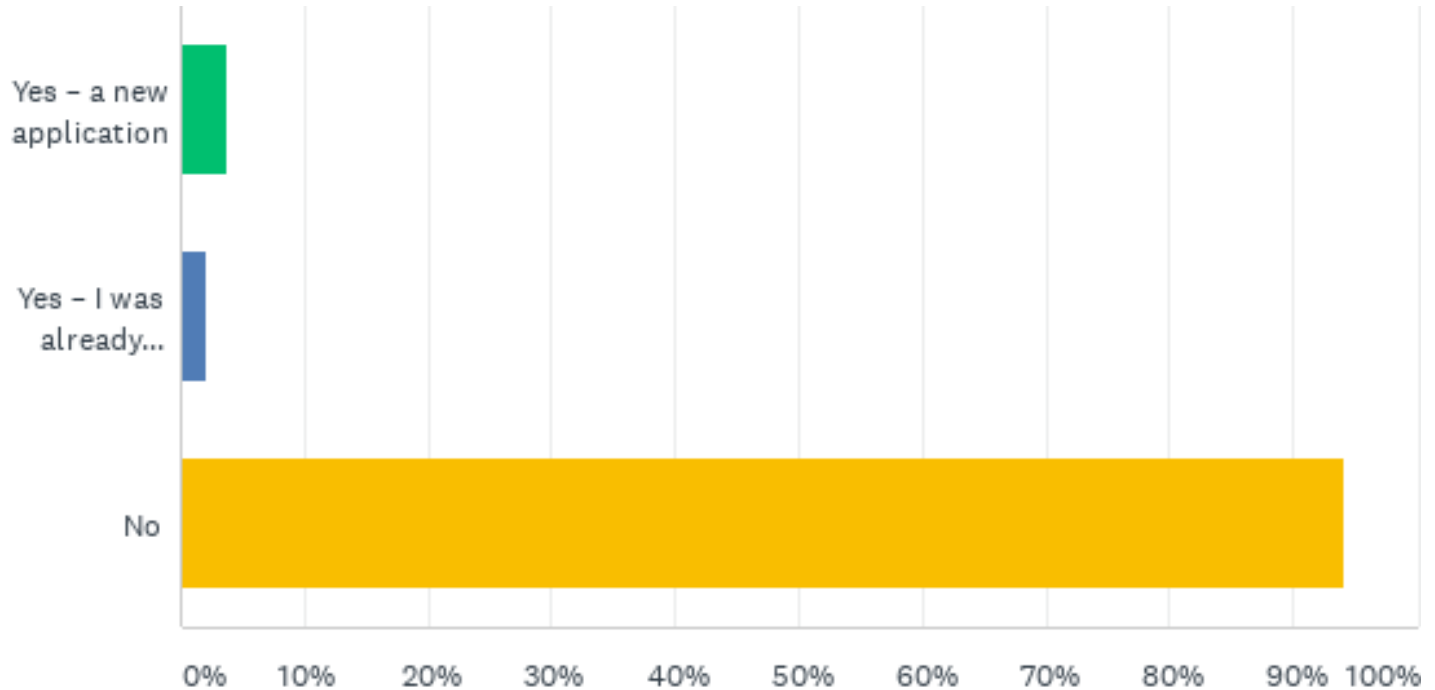
Q8: Has your household income been affected by Covid-19

Answered: 324 Skipped: 32



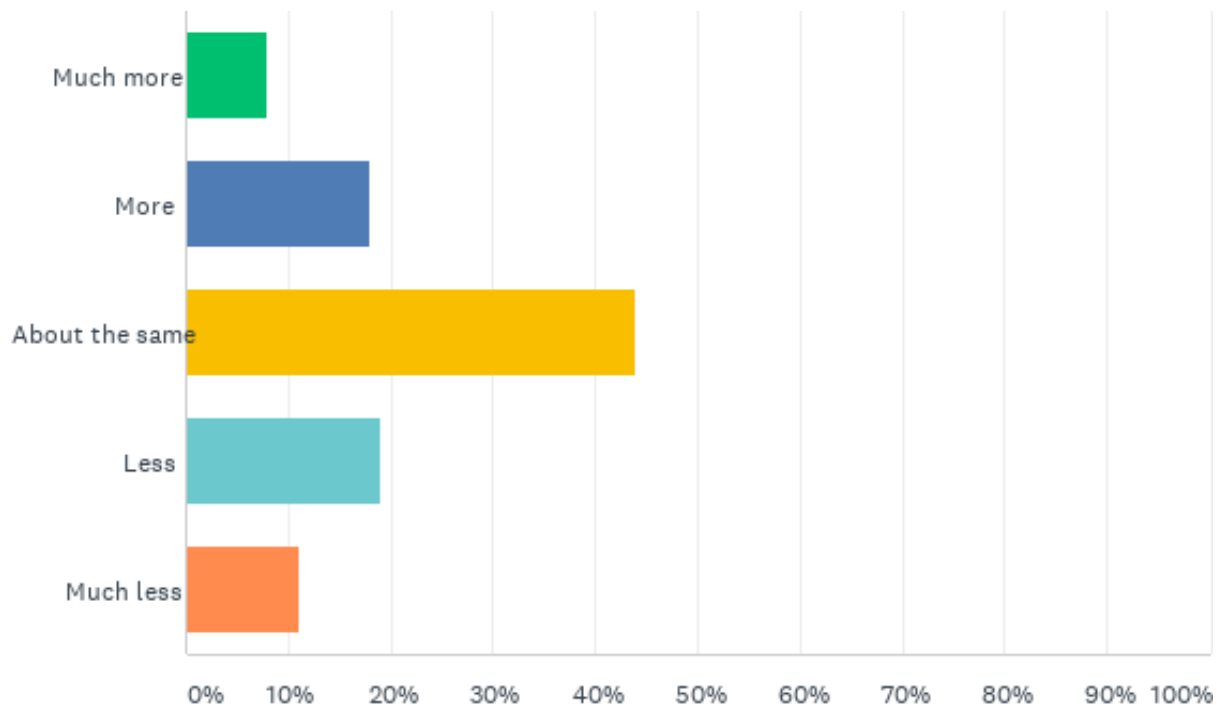
Q9: Have you accessed any council support for financial hardship – for example local welfare payment, benefits, council tax support

Answered: 323 Skipped: 33



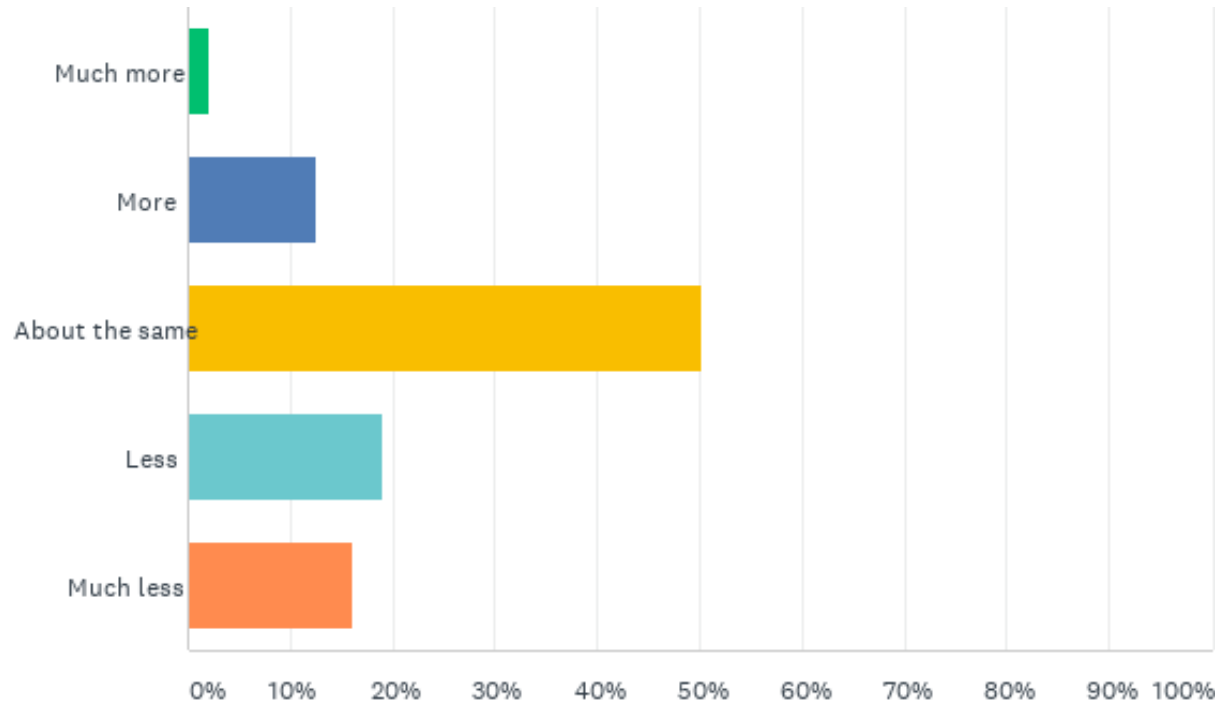
Q10: How often are you exercising now compared to before Covid-19?

Answered: 327 Skipped: 29



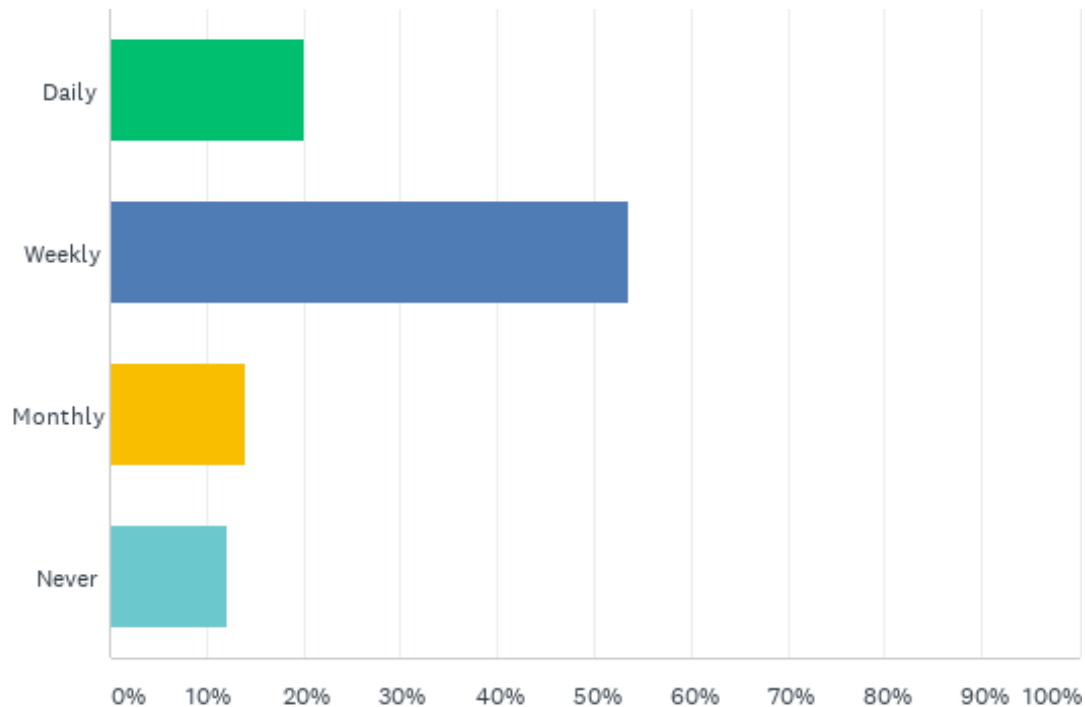
Q11: How connected do you feel to your local community now compared to before Covid-19?

Answered: 327 Skipped: 29



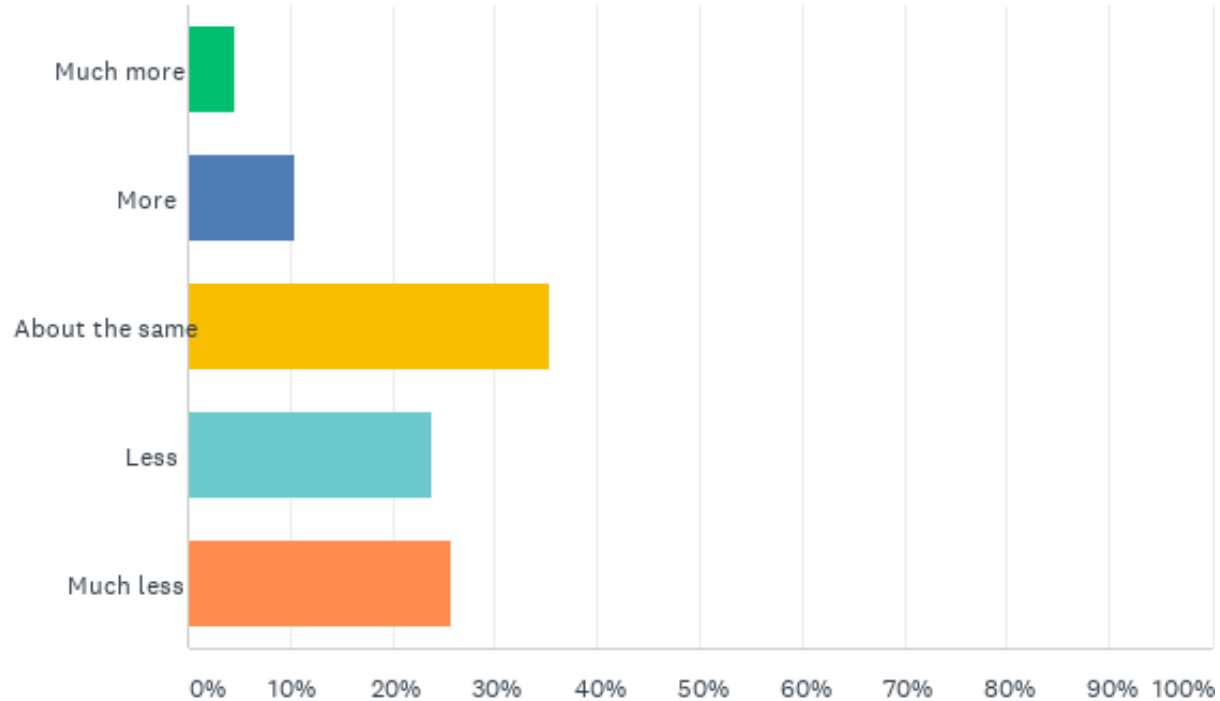
Q12: How often did you use local shops (within Slough) either by visiting or shopping online BEFORE Covid-19

Answered: 327 Skipped: 29



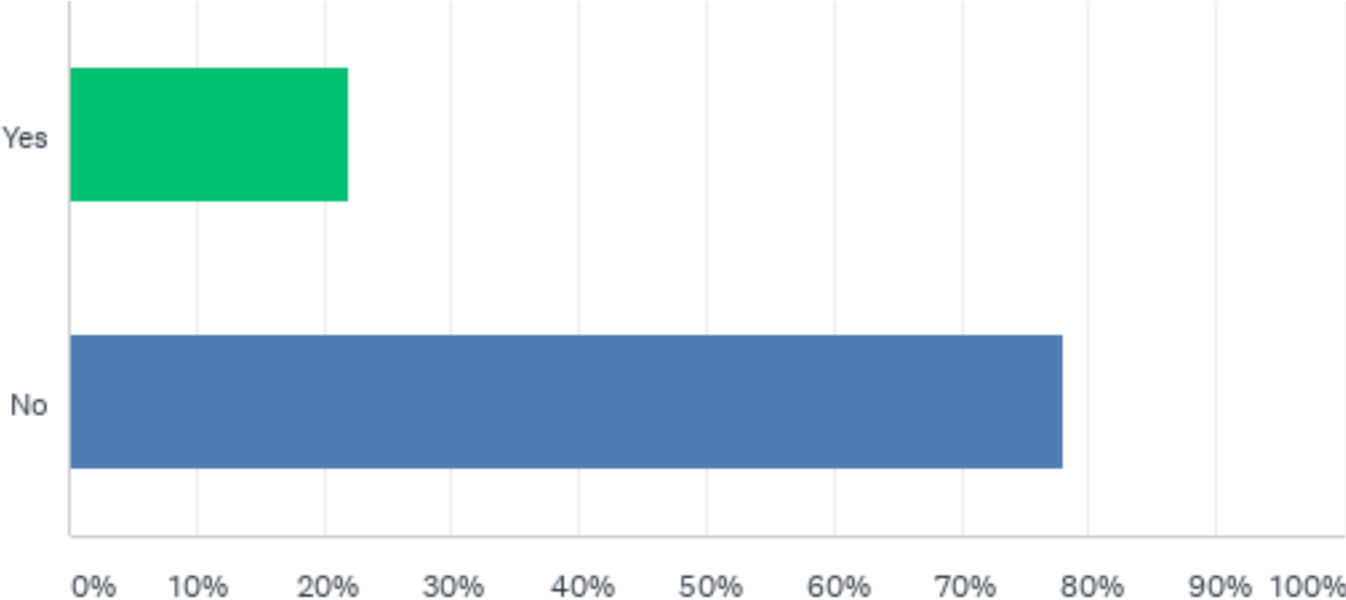
Q13: How often have you used local shops (within Slough) either by visiting or shopping online SINCE Covid-19?

Answered: 326 Skipped: 30



Q14: Have you volunteered to help in your community during Covid-19?

Answered: 328 Skipped: 28



Q15: What were your reasons for volunteering? (please tick all that apply)

Answered: 164 Skipped: 192

ANSWER CHOICES	RESPONSES	
I was volunteering before Covid-19 and continued to do so	22.56%	37
I wanted to help others and the community	31.71%	52
I had extra time so could volunteer	17.68%	29
I wanted a distraction from the situation	9.15%	15
I thought it would help my own wellbeing and mental health	15.24%	25
Other (please state)	42.68%	70
Total Respondents: 164		

Q16: What are your main concerns as we move out of lockdown and begin to recover? (Please tick your 3 highest concerns)

Answered: 298 Skipped: 58

ANSWER CHOICES	RESPONSES	
A second wave / local outbreak	83.22%	248
Employment / financial / economic	47.32%	141
Stress / mental health	32.21%	96
Medical issues (non-Covid-19 related)	22.15%	66
Childcare / Education	23.49%	70
Housing / eviction / homelessness	10.07%	30
Mass gatherings / events	37.58%	112
International / nationwide travel	19.13%	57
Isolation / loneliness	15.77%	47
Other (please state)	0.00%	0
Other (please state)	9.06%	27
Total Respondents: 298		

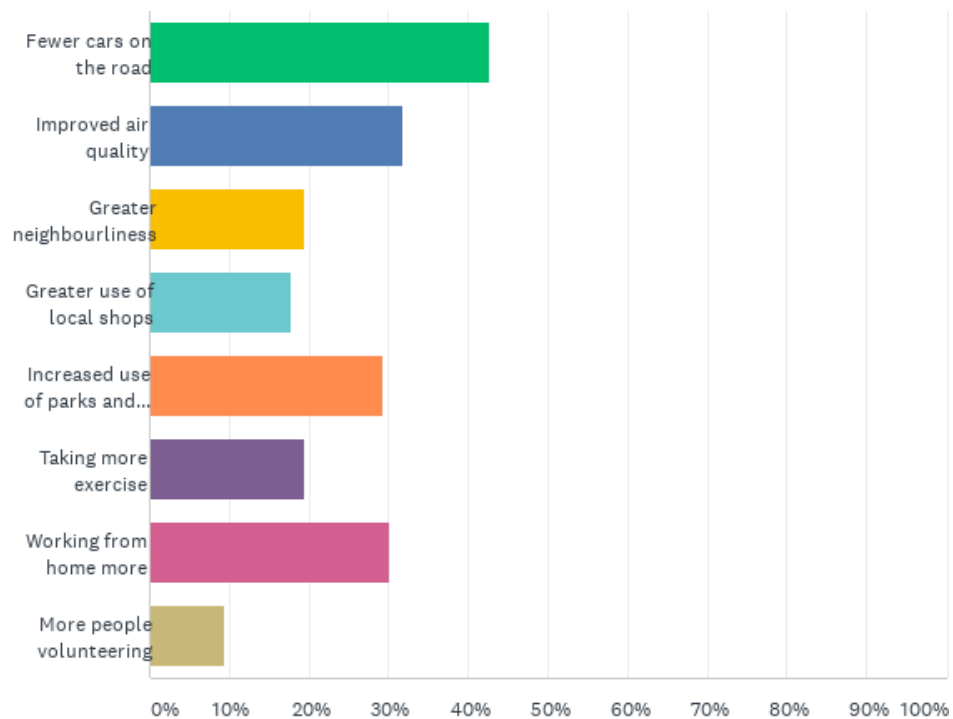
Q17: If the council's budget is severely affected by Covid-19 which services would you prioritise for funding? (Please tick your top 3)

Answered: 298 Skipped: 58

ANSWER CHOICES	RESPONSES	
Social care	46.64%	139
Weekly bin collections	53.36%	159
Libraries	5.03%	15
Leisure facilities	10.40%	31
Active transport – for example safe cycling and walking routes	8.39%	25
Incentives for electric vehicles or non-use of cars	2.01%	6
Air quality	11.07%	33
Public transport	13.76%	41
Parking provision and enforcement	5.70%	17
Community centres	5.70%	17
Arts and culture	2.01%	6
Street cleaning	23.49%	70
Parks and open spaces	36.91%	110
Children's centres and childcare	19.46%	58
Protecting renters from eviction	11.74%	35
Homelessness and rough sleepers	27.18%	81
Local welfare payments	7.72%	23
Customer services	4.03%	12
Other (please state)	0.00%	0
Other (please state)	5.37%	16
Total Respondents: 298		

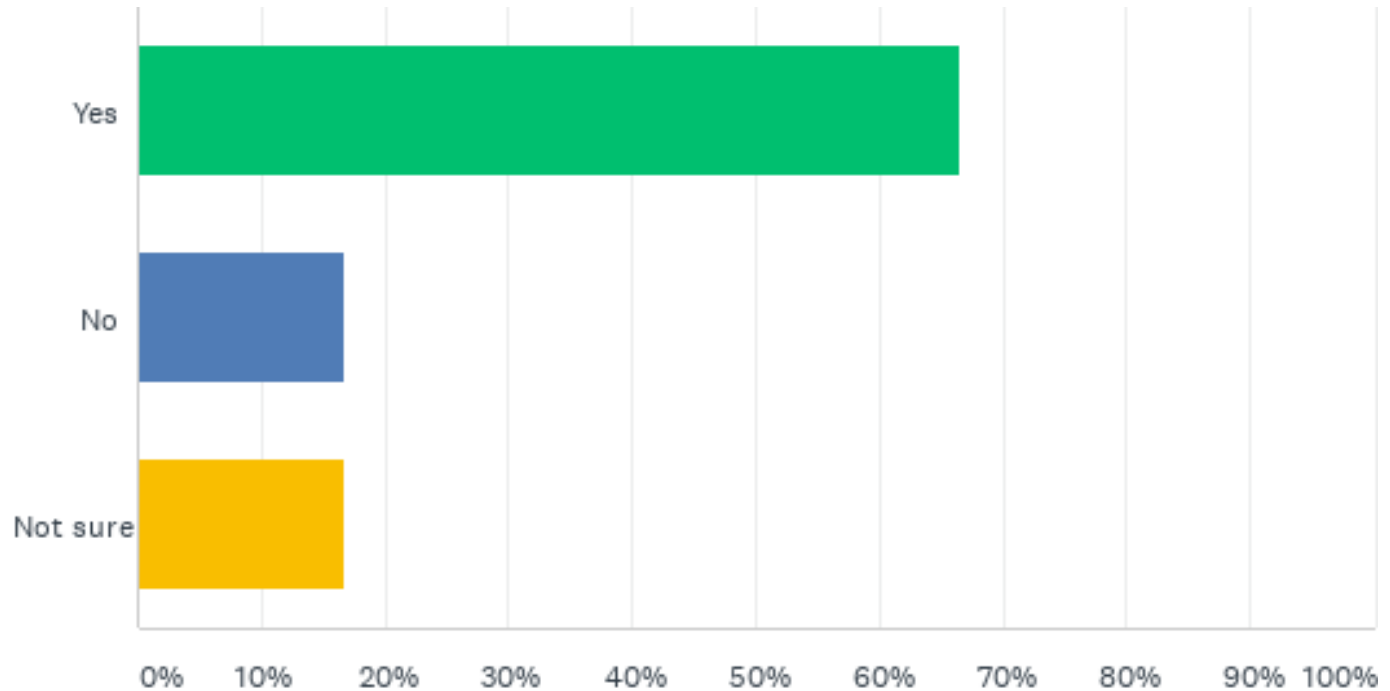
Q18: What are the positive impacts of Covid-19 in Slough which you would like to keep in the future?

Answered: 298 Skipped: 58



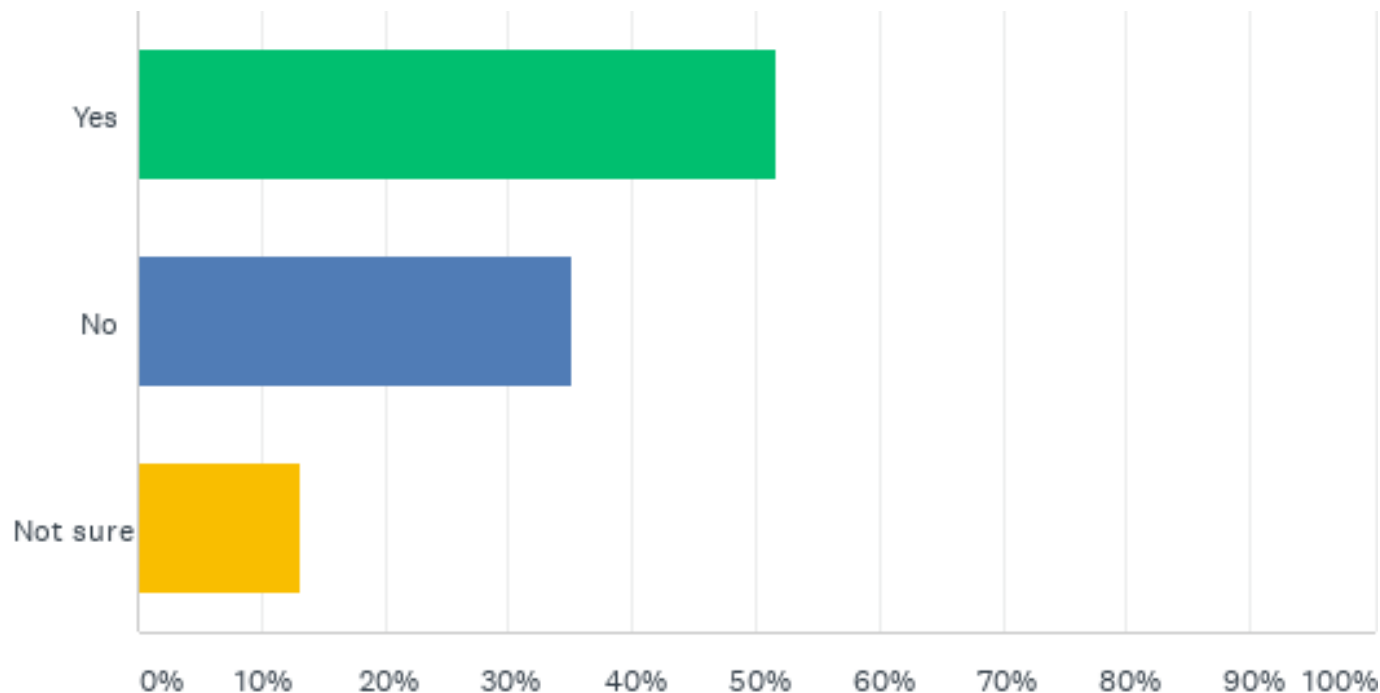
Q19: When supporting the economy, do you think the council should include improving the environment of Slough

Answered: 298 Skipped: 58



Q20: Do you think the council should be continuing to promote walking and cycling and work with partners to improve public transport?

Answered: 298 Skipped: 58



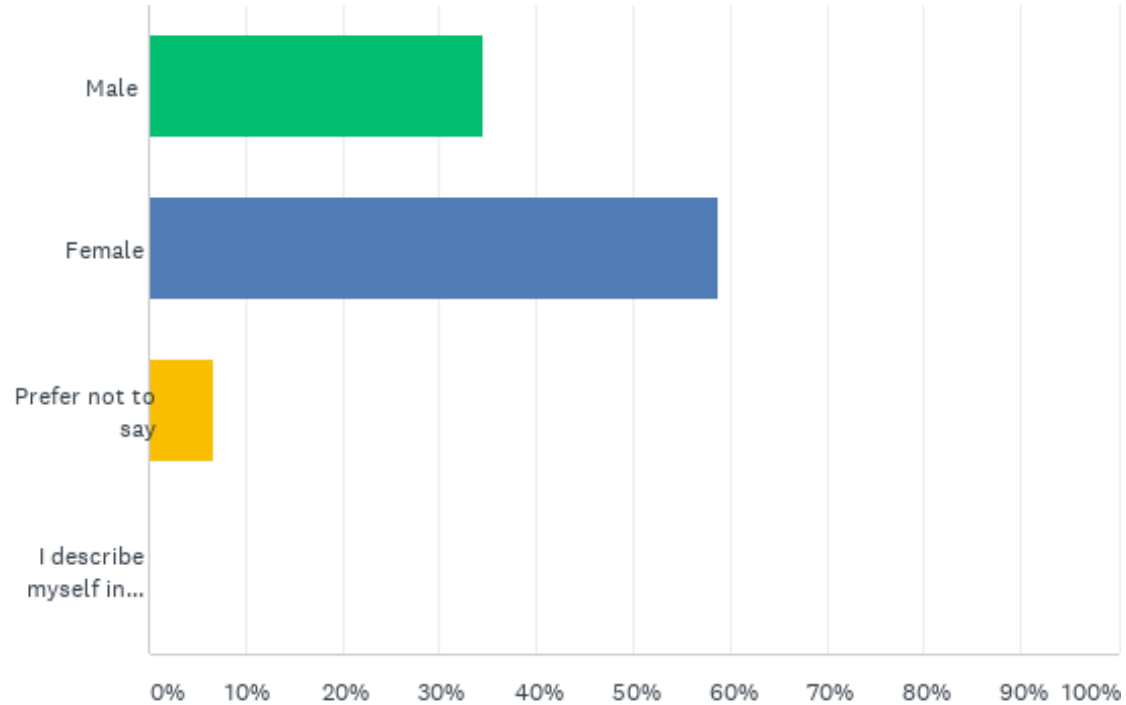
Q23: Which of these ethnic groups do you consider you belong to?

Answered: 280 Skipped: 76

ANSWER CHOICES	RESPONSES	
White - British	61.07%	171
White - Irish	1.79%	5
Any other White background (please state)	7.86%	22
Mixed - White & Black Caribbean	0.36%	1
Mixed - White & Black African	0.36%	1
Mixed - White & Asian	0.71%	2
Any other Mixed background (please state)	0.36%	1
Black or Black British - Caribbean	0.71%	2
Black or Black British - African	1.43%	4
Any other Black background (please state)	0.00%	0
Asian or Asian British - Indian	8.93%	25
Asian or Asian British - Pakistani	3.21%	9
Asian or Asian British - Bangladeshi	0.36%	1
Asian or Asian British - Sikh	4.64%	13
Any other Asian background (please state)	0.00%	0
Chinese	0.36%	1
Other ethnic group (please state)	0.36%	1
Prefer not to say	7.50%	21
TOTAL		280

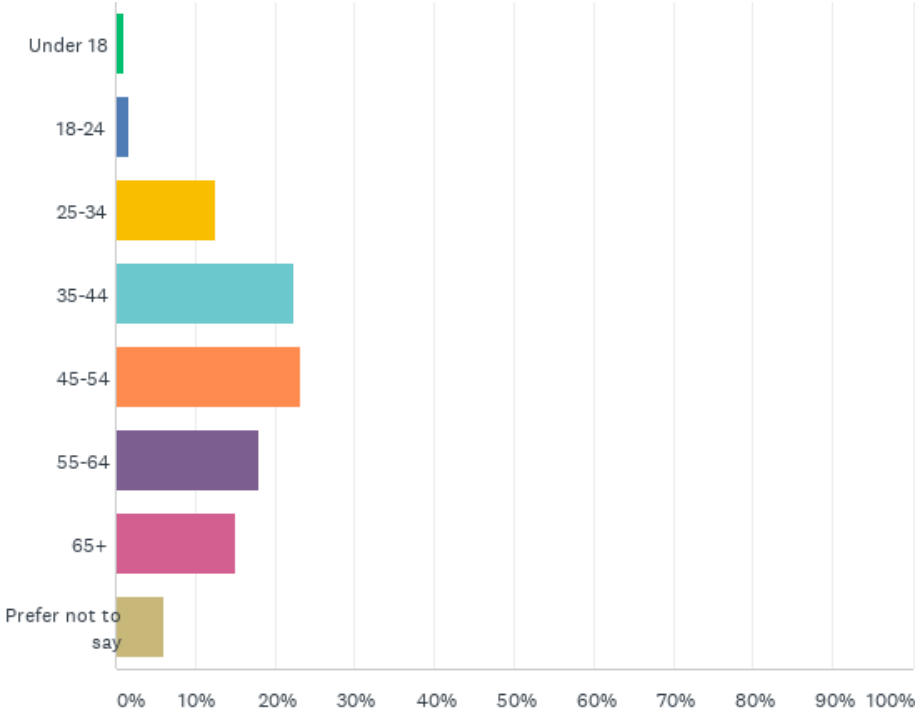
Q24: Which of the following best describes your gender?

Answered: 286 Skipped: 70



Q25: Which age range are you in?

Answered: 285 Skipped: 71



Themes - positive and negative

Positive

- Bin collections
- Voluntary sector
- Social media
- Communications
- Help to vulnerable
- Street cleaning

Negative

- Bus lane
 - People breaching regulations
 - No enforcement
 - No council tax assistance
 - High Street social distancing
 - Lack of communication
-

What kind of facilities and infrastructure would you like Slough to have in 20 years' time – for example thinking about the town centre, community buildings, public spaces, housing, leisure, transport and anything else you think is important?

Priority Themes

- High Street / town centre
- Green spaces / parks
- Housing – social and affordable
- Transport – cheaper, traffic management, more frequent, cycle routes (Dutch concept)
- Youth facilities

Secondary themes

- NHS services – GPs, mental health, hospital
- Visible policing
- Play centres
- Safer play areas

What would you like life in Slough to be like for the people who live here in 20 years' time – for example thinking about health, wellbeing, equality, education, employment and anything else you think is important?

Primary themes

- Safety
- Clean
- Employment
- Education
- Fair
- Inclusive
- Accessible
- Equal
- Vibrant
- Healthy

Secondary themes

- Eclectic
- Respectful
- Affordable
- Modern
- Community
- Greener
- Listening
- Social